



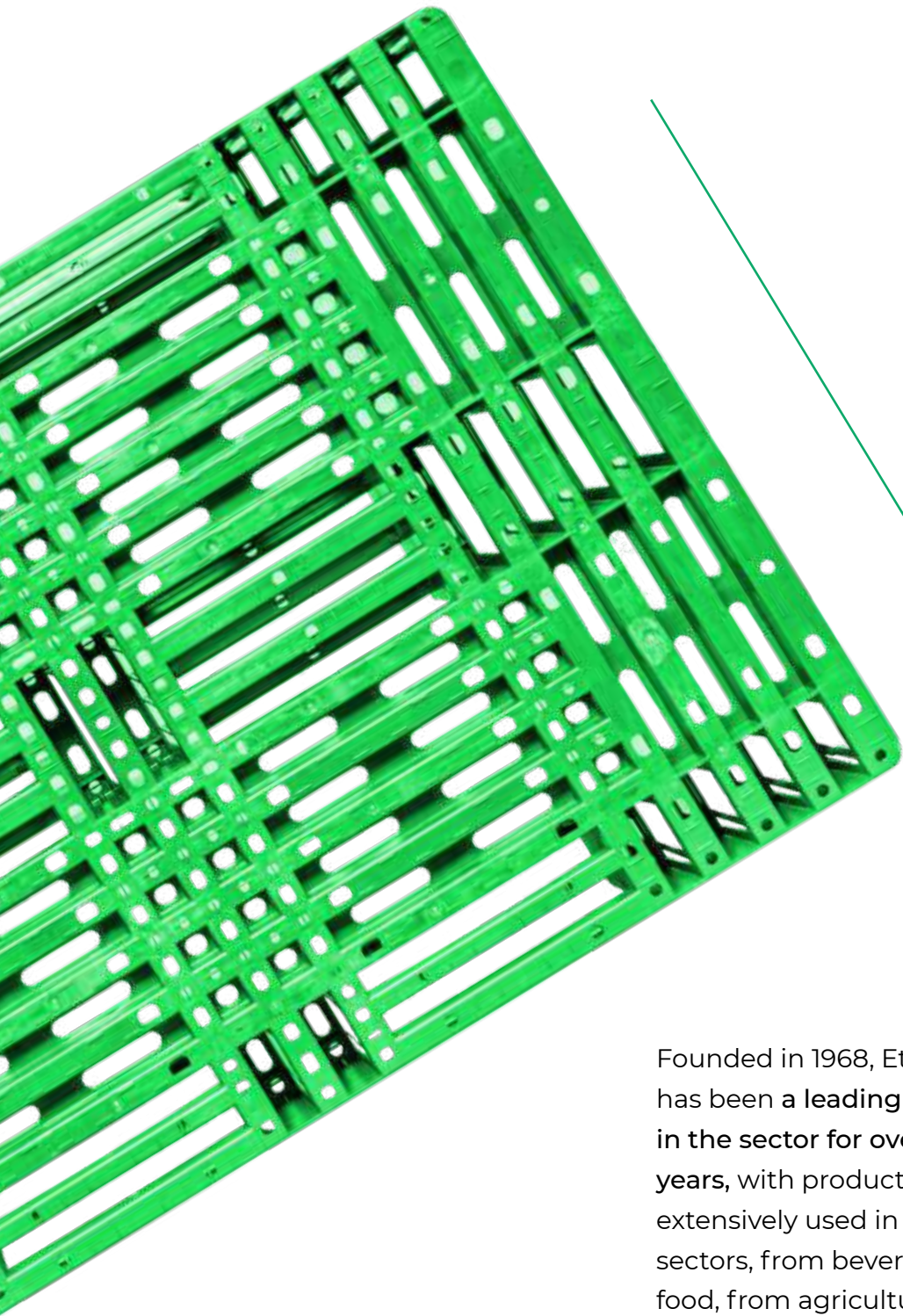
We accompany your **sustainability journey** with our innovative and environmentally friendly solutions.

etapplastik.com.tr



We accompany
your **sustainability**
journey with our
innovative and
environmentally
friendly solutions.

etapplastik.com.tr



Founded in 1968, Etap Plastik has been a leading brand in the sector for over 55 years, with products that are extensively used in multiple sectors, from beverages to food, from agriculture to heavy industry.

Etap Plastik, a subsidiary company of Özgörkey Holding, serves several industrial branches with its extensive range of products. The company produces its highly demanded products, such as:

-
- agricultural crates
 - dairy crates,
 - bakery crates,
 - beverage crates with separators,
 - industrial cases,
 - conical cases,
 - VDA-KLT industrial cases
 - dangerous goods transportation crates
 - chain market cases
 - foldable crates,
 - general purpose or one-way plastic pallets,
 - plastic shelf pallets,
 - coil transport pallets,
 - big boxes, vessels, and collapsible containers

to high-quality standards with international certificates of conformity.

Our priority at Etap Plastik is
**to be the perfect sustainable
strategic solution partner for
our stakeholders.**





We act on decision-making mechanisms based on reliable data, effective implementation, and efficient control systems to fully meet our customers' needs. We operate according to the principles of the circular economy and strive to operate responsibly and transparently.

- 22,000 m² facility
- 9,000 m² indoor area
- 10,000 tons/year production volume
- Exporting 30% of its production
- Sales to over 30 countries on 4 continents



ÖNE
İŞ SAĞLIĞI
GÜVENLİĞİ



WORKING DILIGENTLY FOR A SUSTAINABLE FUTURE

Improving our sustainability performance is one of our top priorities as Etap Plastik. Our greatest motivation in this regard is to be the solution partner to brands striving to reduce their environmental impact.

We are at your side to help you achieve your sustainability goals with the strength that our corporate values give us.



CARING FOR OUR BUSINESS

We work diligently to create
excellent customer satisfaction
with our entire knowledge, skills, experience, talents, and competencies.



CARING FOR OUR PEOPLE

We are a strong team with common priorities,
sharing rights and responsibilities,
and acting together in high dexterity.



CARING FOR THE ENVIRONMENT

We consider the impact of our activities on nature
with utmost care and we carefully plan
the steps taken to reduce our carbon footprint.



CARING FOR THE FUTURE

We work to leave a better world for future generations
by taking the initiative to find solutions.



WE BELIEVE IN COOPERATIVE DEVELOPMENT

For a sustainable life, we share common goals with both local and global business partners, develop projects together, and grow and strengthen together.

As Etap Plastik, we are actively involved in various platforms in both sector-related organizations and in different fields such as environment, economy, and gender equality.

The logo for UN Women, featuring the United Nations emblem on the left, the word "UN" in a large, bold, sans-serif font in the center, and the word "WOMEN" in a similar font below it. To the right of the text is a stylized icon of a woman's head and shoulders.

UN
WOMEN

United Nations Entity for Gender Equality
and the Empowerment of Women



- UN Global Compact Türkiye “Global Compact Signatories Association”
- UN Women’s Empowerment Platform
- Aegean Regional Chamber of Industry and Commerce
- Izmir Chamber of Commerce
- Aegean Exporters’ Association
- Plastic Industrialists Association (PAGDER)
- Turkish Industry and Business Association
- TMMOB Chamber of Chemical Engineers

QUALITY POLICY AND CERTIFICATIONS

As Etap Plastik, our purpose is to understand the requirements, expectations, and needs of all our customers at the highest level and to transform the plastic we shape with years of knowledge and creative approaches into high-quality and sustainable products.

OUR CERTIFICATES



Zero Waste Certificate



ISO 14001:2015 Environmental Management System



ISO 45001-2018 Occupational Health & Safety Management System




ISO 22000-18 Food Safety Management System



VDA Approval Certificates



Food Safety Policy



Quality Policy



ISO 9001:2015 Quality Management System



Registration Certificate



2

YERİNE

YERİNE

YERİNE

ÖNCE
SENE

ÖNCE
SENE

WE PROTECT, STORE, AND TRANSPORT YOUR PRODUCTS SECURELY

We are the choice of many national and international brands in the food, agriculture, retail, automotive, industrial, and logistics sectors with our durable, recyclable, reusable, and high-quality products.

Our plastic crates, pallets, and large-volume containers, which we produce using injection molding technology, safely store, protect, and transport products.

The primary goal of our company, which has been operating with the understanding of high customer satisfaction since its establishment in 1968, is to be the sustainable strategic solution partner of our stakeholders.





We are committed to helping consumers contribute to a greener future and **empowering them to make sustainable choices.**



We know that recycling is a shared responsibility for consumers, producers, and ourselves. Through our sustainability efforts, we are developing alternatives for plastic crates and pallets that have reached the end of their useful life to remain in the value chain and become part of the circular economy. While trying to raise awareness, we develop ourselves and our product options to ensure that our products are recyclable, reusable, and made from recycled raw materials.

PRO- DUCT RANGE

Pallets

General Purpose Plastic Pallets

One-Way Plastic Pallets

Plastic Rack Pallets

Coil Transportation Pallets

Hygienic Pallets

Base & Lids

Pallet Lids

Crates

General Purpose Crates

Agricultural Crop Crates

Dairy Crates

Bakery Product Crates

Beverage Crates with Separator

Industrial Crates

Conical Crates

VDA-KLT Industrial Crates

Foldable Crates

Dangerous Goods Transportation Crate

Chain Market Crates

Crate Lids

Large Volume Containers

Standard Big Box

Vessels

Box / Vessel Accessories

Collapsible Containers

Box Lids

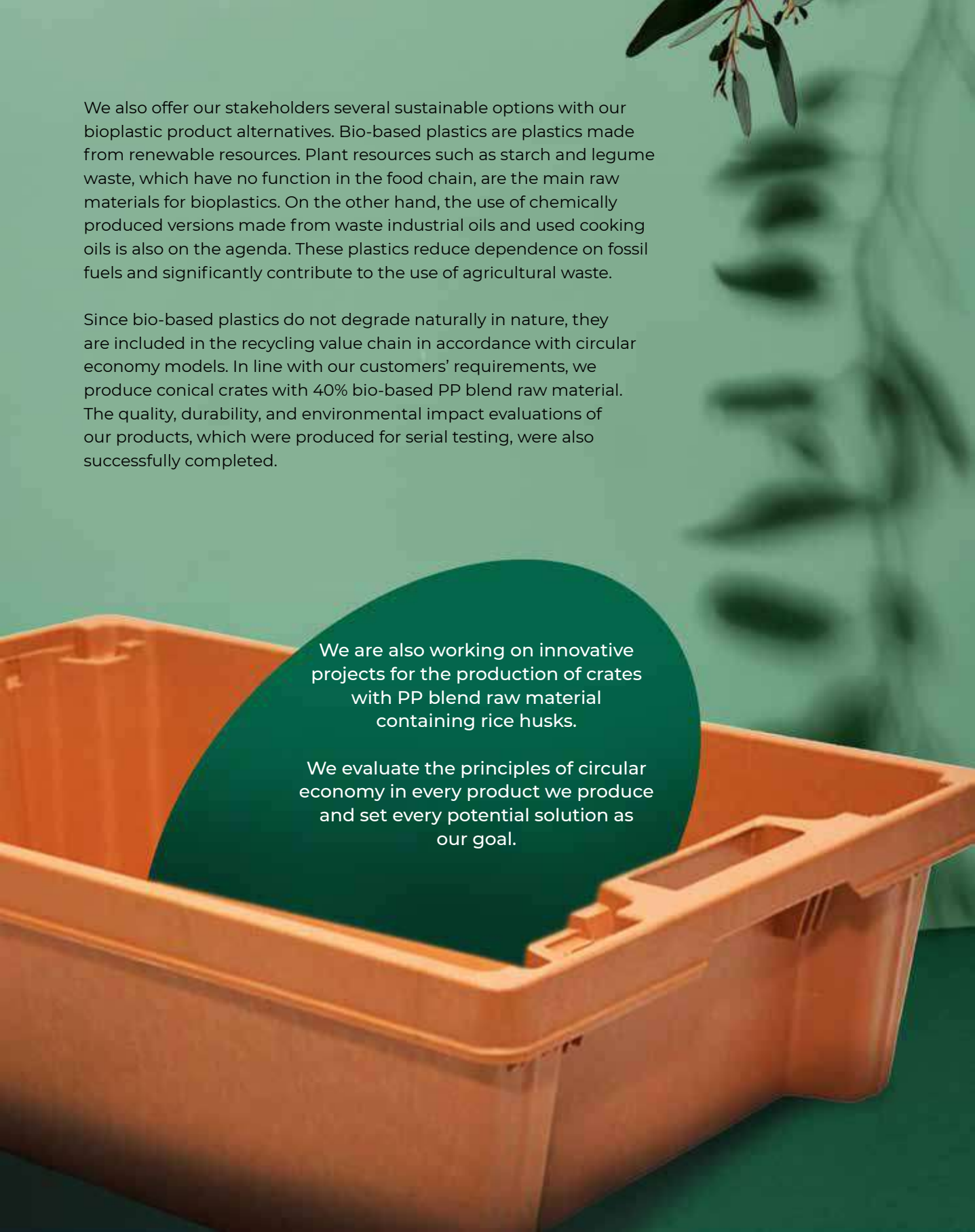
SUSTAINABLE PRODUCTS

Aligned with our corporate goal to become a leading strategic stakeholder in sustainability;

- Recyclable plastics,
 - bioplastics,
 - circular economy models that can be adapted to the supply chain
- are the areas we focus on.

“

We have a significant share, especially in the production of mechanically recycled polypropylene and polyethylene.



We also offer our stakeholders several sustainable options with our bioplastic product alternatives. Bio-based plastics are plastics made from renewable resources. Plant resources such as starch and legume waste, which have no function in the food chain, are the main raw materials for bioplastics. On the other hand, the use of chemically produced versions made from waste industrial oils and used cooking oils is also on the agenda. These plastics reduce dependence on fossil fuels and significantly contribute to the use of agricultural waste.

Since bio-based plastics do not degrade naturally in nature, they are included in the recycling value chain in accordance with circular economy models. In line with our customers' requirements, we produce conical crates with 40% bio-based PP blend raw material. The quality, durability, and environmental impact evaluations of our products, which were produced for serial testing, were also successfully completed.

We are also working on innovative projects for the production of crates with PP blend raw material containing rice husks.

We evaluate the principles of circular economy in every product we produce and set every potential solution as our goal.

PRO- DUCTS



CRA- TES



we do more

Robot
Safety
Instructions
Read carefully
before operating
the machine.
Always use
appropriate
protective
equipment.
Do not touch
moving parts.
Do not touch
the robot arm
or gripper.
Do not touch
the robot
cables.
Do not touch
the robot
base.
Do not touch
the robot
end effector.
Do not touch
the robot
wheels.
Do not touch
the robot
chassis.
Do not touch
the robot
structure.
Do not touch
the robot
components.
Do not touch
the robot
sensors.
Do not touch
the robot
actuators.
Do not touch
the robot
motors.
Do not touch
the robot
gears.
Do not touch
the robot
belts.
Do not touch
the robot
rollers.
Do not touch
the robot
drives.
Do not touch
the robot
brakes.
Do not touch
the robot
clutches.
Do not touch
the robot
couplings.
Do not touch
the robot
shafts.
Do not touch
the robot
axles.
Do not touch
the robot
housings.
Do not touch
the robot
covers.
Do not touch
the robot
guards.
Do not touch
the robot
screens.
Do not touch
the robot
panels.
Do not touch
the robot
knobs.
Do not touch
the robot
buttons.
Do not touch
the robot
switches.
Do not touch
the robot
relays.
Do not touch
the robot
fuses.
Do not touch
the robot
circuitry.
Do not touch
the robot
wiring.
Do not touch
the robot
terminals.
Do not touch
the robot
connectors.
Do not touch
the robot
sockets.
Do not touch
the robot
ports.
Do not touch
the robot
interfaces.
Do not touch
the robot
modules.
Do not touch
the robot
units.
Do not touch
the robot
systems.
Do not touch
the robot
components.
Do not touch
the robot
parts.
Do not touch
the robot
pieces.
Do not touch
the robot
elements.
Do not touch
the robot
components.
Do not touch
the robot
parts.
Do not touch
the robot
pieces.
Do not touch
the robot
elements.

ROBOPLAS
ALL ROBOT & PLASTIC SYSTEMS



**ROBOT HAREKET
ALANI**



YAKLAŞMA

**ÖNCE
SE**
İŞ SAĞLIĞI VE
GÜVENLİĞİ

we do more



GENERAL PURPOSE CRATES



KE 100

Feature	Perforated Base / Perforated Walls
Weight (gr)	1130 ±3%
External Dimensions	595x395x100 (h) mm
Internal Dimensions	565x365x88 (h) mm

KE 110

Feature	Solid Base / Perforated Walls
Weight (gr)	1175 ±3%
External Dimensions	595x395x100 (h) mm
Internal Dimensions	565x365x88 (h) mm





KE 120

Feature	Solid Base / Solid Walls
Weight (gr)	1260 ±3%
External Dimensions	595x395x100 (h) mm
Internal Dimensions	565x365x88 (h) mm

KE 150

Feature	Solid Base / Solid Walls
Weight (gr)	1650 ±3%
External Dimensions	595x395x150 (h) mm
Internal Dimensions	565x365x135 (h) mm



KE 160

Feature	Solid Base / Perforated Walls
Weight (gr)	1475 ±3%
External Dimensions	595x395x150 (h) mm
Internal Dimensions	565x365x135 (h) mm



KE 200

Feature	Solid Base / Solid Walls
Weight (gr)	1950 ±3%
External Dimensions	595x395x198 (h) mm
Internal Dimensions	565x365x184 (h) mm



KE 320

Feature	Solid Base / Solid Walls
Weight (gr)	2250 ±3%
External Dimensions	595x395x248 (h) mm
Internal Dimensions	565x365x235 (h) mm





KE 410

Feature	Perforated Base / Perforated Walls
Weight (gr)	2300 ±3%
External Dimensions	600x400x294 (h) mm
Internal Dimensions	565x365x275 (h) mm

KE 420

Feature	Solid Base / Solid Walls
Weight (gr)	3000 ±3%
External Dimensions	600x400x294 (h) mm
Internal Dimensions	565x365x275 (h) mm



KE 520

Feature	Solid Base / Solid Walls
Weight (gr)	3350 ±3%
External Dimensions	595x395x350 (h) mm
Internal Dimensions	565x365x338 (h) mm

KE 620

Feature	Solid Base / Solid Walls
Weight (gr)	3350 ±3%
External Dimensions	598x397x392 (h) mm
Internal Dimensions	565x365x377 (h) mm



KE 800

Feature	Solid Base / Solid Walls
Weight (gr)	1350 ±3%
External Dimensions	390x290x297 (h) mm
Internal Dimensions	365x265x286 (h) mm



KE 810

Feature	Solid Base / Perforated Walls
Weight (gr)	1160 ±3%
External Dimensions	390x290x297 (h) mm
Internal Dimensions	365x265x286 (h) mm

KE 820

Feature	Perforated Base / Perforated Walls
Weight (gr)	1075 ±3%
External Dimensions	390x290x297 (h) mm
Internal Dimensions	365x265x286 (h) mm



KEE 902

Feature	Solid Base / Solid Walls
Weight (gr)	950 ±3%
External Dimensions	600x400x90 (h) mm
Internal Dimensions	570x370x70 (h) mm

KEE 1502

Feature	Solid Base / Solid Walls
Weight (gr)	1290 ±3%
External Dimensions	600x400x150 (h) mm
Internal Dimensions	570x370x130 (h) mm



KT 4040 (With Lid)

Feature	Solid Base / Solid Walls
Weight (gr)	1760 ±3%
External Dimensions	415x400x200 (h) mm
Internal Dimensions	397x380x185 (h) mm



AGRICULTURAL CRATES



KE 170

Feature	Perforated Base / Perforated Walls
Weight (gr)	1350 ±3%
External Dimensions	595x395x150 (h) mm
Internal Dimensions	565x365x135 (h) mm

KE 210

Feature	Solid Base / Perforated Walls
Weight (gr)	1720 ±3%
External Dimensions	595x395x198 (h) mm
Internal Dimensions	565x365x184 (h) mm





KE 250

Feature	Perforated Base / Perforated Walls
Weight (gr)	1600 ±3%
External Dimensions	595x395x198 (h) mm
Internal Dimensions	565x365x184 (h) mm

KE 300

Feature	Solid Base / Perforated Walls
Weight (gr)	1950 ±3%
External Dimensions	595x395x248 (h) mm
Internal Dimensions	565x365x235 (h) mm



KE 310

Feature	Perforated Base / Perforated Walls
Weight (gr)	1750 ±3%
External Dimensions	595x395x248 (h) mm
Internal Dimensions	565x365x235 (h) mm

KE 717

Feature	Perforated Base / Perforated Walls
Weight (gr)	1000 ±3%
External Dimensions	505x393x178 (h)mm
Internal Dimensions	475x363x82,5 (h) mm



KE 727

Feature	Perforated Base / Perforated Walls
Weight (gr)	1500 ±3%
External Dimensions	505x393x283 (h) mm
Internal Dimensions	475x363x185 (h) mm



KE 900

Feature	Perforated Base / Perforated Walls
Weight (gr)	800 ±3%
External Dimensions	Ø416x415 (h) mm
Internal Dimensions	Ø384x380 (h) mm

KE 910

Feature	Perforated Base / Perforated Walls
Weight (gr)	1300 ±3%
External Dimensions	525x368x201 (h) mm
Internal Dimensions	495x340x125 (h) mm



KE 911

Feature	Solid Base / Perforated Walls
Weight (gr)	1300 ±3%
External Dimensions	525x368x204 (h) mm
Internal Dimensions	495x341x204 (h) mm

KE 920A

Feature	Solid Base / Perforated Walls
Weight (gr)	1950 ±3%
External Dimensions	526x368x310 (h) mm
Internal Dimensions	495x338x233 (h) mm



KE 920B Curved Base

Feature	Solid Base / Perforated Walls
Weight (gr)	2000 ±3%
External Dimensions	524x360x310 (h) mm
Internal Dimensions	500x335x240 (h) mm



KE 920B1 Curved Base High Walls

Feature	Perforated Base / Perforated Walls
Weight (gr)	2100 ±3%
External Dimensions	524x360x310 (h) mm
Internal Dimensions	500x335x240 (h) mm

KE 921

Feature	Perforated Base / Perforated Walls
Weight (gr)	2000 ±3%
External Dimensions	524x360x310 (h) mm
Internal Dimensions	500x335x240 (h) mm



KE 930

Feature	Perforated Base / Perforated Walls
Weight (gr)	2200 ±3%
External Dimensions	600x395x290 (h) mm
Internal Dimensions	565x365x245 (h) mm

KE 950

Feature	Perforated Base / Perforated Walls
Weight (gr)	1650 ±3%
External Dimensions	521x360x317 (h) mm
Internal Dimensions	494x333x252 (h) mm



KE 950A

Feature	Perforated Base / Perforated Walls
Weight (gr)	1750 ±3%
External Dimensions	521x360x317 (h) mm
Internal Dimensions	494x333x252 (h) mm



KE 950B

Feature	Perforated Base / Perforated Walls
Weight (gr)	2000 ±3%
External Dimensions	521x360x317 (h) mm
Internal Dimensions	494x333x252 (h) mm

KE 960

Feature	Perforated Base / Perforated Walls
Weight (gr)	2000 ±3%
External Dimensions	530x360x305 (h) mm
Internal Dimensions	500x330x260 (h) mm



KE 970

Feature	Perforated Base / Perforated Walls
Weight (gr)	2425 ±3%
External Dimensions	600x400x330 (h) mm
Internal Dimensions	576x376x290 (h) mm

KE 980

Feature	Perforated Base / Perforated Walls
Weight (gr)	2000 ±3%
External Dimensions	546x398x300 (h) mm
Internal Dimensions	515x365x210 (h) mm



KEE 950

Feature	Perforated Base / Perforated Walls
Weight (gr)	900 ±3%
External Dimensions	600x400x100 (h) mm
Internal Dimensions	570x370x90 (h) mm



KEE 1300

Feature	Perforated Base / Perforated Walls
Weight (gr)	1000 \pm 3%
External Dimensions	600x400x130 (h) mm
Internal Dimensions	570x370x120 (h) mm

KEE 1500

Feature	Perforated Base / Perforated Walls
Weight (gr)	1150 \pm 3%
External Dimensions	600x400x150 (h) mm
Internal Dimensions	570x370x130 (h) mm



KEE 1700

Feature	Perforated Base / Perforated Walls
Weight (gr)	1250 \pm 3%
External Dimensions	600x400x170 (h) mm
Internal Dimensions	570x370x160 (h) mm

KEE 3575

Feature	Perforated Base / Perforated Walls
Weight (gr)	480 \pm 3%
External Dimensions	490x295x72 (h) mm
Internal Dimensions	470x428x40 (h) mm

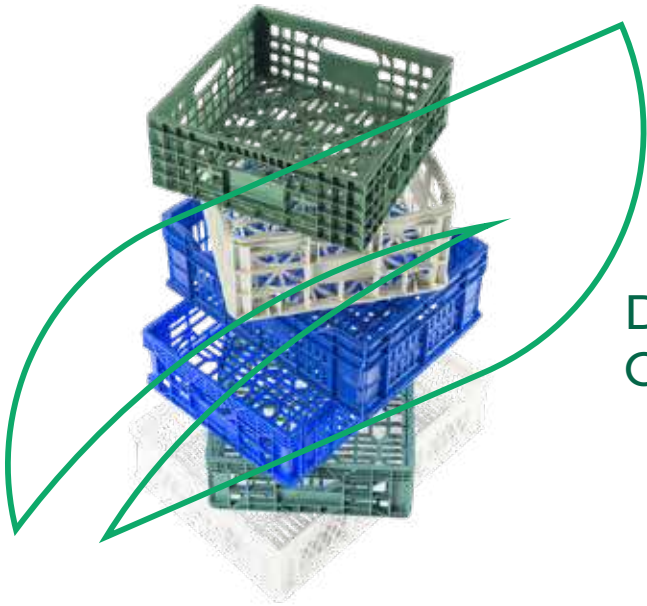


KP 210

Özellik	Altı Delikli / Yanları Delikli
Ağırlık (gr)	1720 \pm 3%
Dış Ölçü	598x398x200 (h) mm
İç Ölçü	568x368x165 (h) mm

Drying Crate

Feature	Perforated Base / Perforated Walls
Weight (gr)	1750 ±3%
External Dimensions	800x600x120 (h) mm
Internal Dimensions	770x570x47 (h) mm



DAIRY PRODUCT CRATES



KE 660

Feature	Perforated Base / Perforated Walls
Weight (gr)	1420 ±3%
External Dimensions	597x399x138 (h) mm
Internal Dimensions	572x374x129 (h) mm

KE 4412

Feature	Perforated Base / Perforated Walls
Weight (gr)	910 ±3%
External Dimensions	396x396x142 (h) mm
Internal Dimensions	372x372x129 (h) mm





KE 4418

Feature	Perforated Base / Perforated Walls
Weight (gr)	1170 ±3%
External Dimensions	396x396x183 (h) mm
Internal Dimensions	372x372x170 (h) mm

KE 4418A

Feature	Perforated Base / Perforated Walls
Weight (gr)	900 ±3%
External Dimensions	396x396x183 (h) mm
Internal Dimensions	372x372x170 (h) mm



KEE 220

Feature	Perforated Base / Perforated Walls
Weight (gr)	1500 ±3%
External Dimensions	650x450x150 (h) mm
Internal Dimensions	620x420x130 (h) mm


KEE 240

Feature	Perforated Base / Perforated Walls
Weight (gr)	900 ±3%
External Dimensions	530x370x170 (h) mm
Internal Dimensions	500x340x160 (h) mm



KEE 340

Feature	Perforated Base / Perforated Walls
Weight (gr)	1050 ±3%
External Dimensions	530x370x220 (h) mm
Internal Dimensions	500x340x210 (h) mm



BAKERY PRODUCT CRATES



KE 400

Feature	Solid Base / Perforated Walls
Weight (gr)	2450 ±3%
External Dimensions	600x400x294 (h) mm
Internal Dimensions	565x365x275 (h) mm

KE 500

Feature	Solid Base / Perforated Walls
Weight (gr)	2600 ±3%
External Dimensions	595x395x350 (h) mm
Internal Dimensions	565x365x338 (h) mm



KE 610

Feature	Solid Base / Perforated Walls
Weight (gr)	2600 ±3%
External Dimensions	595x395x388 (h) mm
Internal Dimensions	565x365x376 (h) mm

Thin Bakery Crate

Feature	Perforated Base / Perforated Walls
Weight (gr)	1510 ±3%
External Dimensions	638x540x89,5 (h) mm
Internal Dimensions	600x500x70 (h) mm



Deep Bakery Crate

Feature	Perforated Base / Perforated Walls
Weight (gr)	1650 ±3%
External Dimensions	638x540x119 (h) mm
Internal Dimensions	600x500x98 (h) mm



Deep Bakery Crate-2

Feature	Perforated Base / Perforated Walls
Weight (gr)	1485 ±3%
External Dimensions	635x445x151 (h) mm
Internal Dimensions	593x402x130(h) mm



BEVERAGE CRATES

WITH DIVIDERS





KS 100

Feature	Bottle Crate with Dividers (20 pcs)
Weight (gr)	1230 ±3%
Max. Bottle Diameter/Bottle Size	62mm/250mm
External Dimensions	350x290x268 (h) mm
Internal Dimensions	333x267x257 (h) mm

KS 200

Feature	Bottle Crate with Dividers (24 pcs)
Weight (gr)	1570 ±3%
Max. Bottle Diameter/Bottle Size	59mm/195mm
External Dimensions	408x270x218 (h) mm
Internal Dimensions	380x245x204 (h) mm



KS 200 NEW

Feature	Bottle Crate with Dividers (24 pcs)
Weight (gr)	1375 ±3%
Max. Bottle Diameter/Bottle Size	59mm/195mm
External Dimensions	408x270x218 (h) mm
Internal Dimensions	389x251x204 (h) mm

KS 300

Feature	Bottle Crate with Dividers (20 pcs)
Weight (gr)	1070 ±3%
Max. Bottle Diameter/Bottle Size	58mm/205mm
External Dimensions	340x275x225 (h) mm
Internal Dimensions	318x253x210 (h) mm



KS 310

Feature	Bottle Crate with Dividers (20 pcs)
Weight (gr)	1100 ±3%
Max. Bottle Diameter/Bottle Size	60mm/205mm
External Dimensions	340x275x225 (h) mm
Internal Dimensions	318x253x210 (h) mm



KS 320

Feature	Bottle Crate with Dividers (20 pcs)
Weight (gr)	1100 ±3%
Max. Bottle Diameter/Bottle Size	58mm/205mm
External Dimensions	340x275x225 (h) mm
Internal Dimensions	318x253x210 (h) mm

KS 400

Feature	Bottle Crate with Dividers (24 pcs)
Weight (gr)	1410 ±3%
Max. Bottle Diameter/Bottle Size	62mm/250mm
External Dimensions	413x283x275 (h) mm
Internal Dimensions	387x256x260 (h) mm



KS 500

Feature	Gallon Crate with Dividers (4 pcs)
Weight (gr)	1850 ±3%
Max. Bottle Diameter/Bottle Size	150mm/300mm
External Dimensions	347x347x334 (h) mm
Internal Dimensions	319,5x319,5x316 (h) mm

KS 600

Feature	Bottle Crate with Dividers (24 pcs)
Weight (gr)	1350 ±3%
Max. Bottle Diameter/Bottle Size	59mm/200mm
External Dimensions	386x257x225 (h) mm
Internal Dimensions	360x230x210 (h) mm



KS 610

Feature	Bottle Crate with Dividers (24 pcs)
Weight (gr)	1310 ±3%
Max. Bottle Diameter/Bottle Size	58mm/230mm
External Dimensions	386x260x254 (h) mm
Internal Dimensions	362x240x239 (h) mm



KS 700

Feature	Bottle Crate with Dividers (20 pcs)
Weight (gr)	1300 ±3%
Max. Bottle Diameter/Bottle Size	59mm/225mm
External Dimensions	345x280x247 (h) mm
Internal Dimensions	320x255x237 (h) mm

KS 800

Feature	Bottle Crate with Dividers (24 pcs)
Weight (gr)	1500 ±3%
Max. Bottle Diameter/Bottle Size	61mm/225mm
External Dimensions	413x284x248 (h) mm
Internal Dimensions	387x258x234,5 (h) mm



KS 950

Feature	Bottle Crate with Dividers (20 pcs)
Weight (gr)	1830 ±3%
Max. Bottle Diameter/Bottle Size	60mm/242mm
External Dimensions	400x300x266 (h) mm
Internal Dimensions	382x280x252,5 (h) mm

KX 615

Feature	12x1000cl Bottle Crate with Dividers
Weight (gr)	2180 ±3%
Max. Bottle Diameter/Bottle Size	84mm/335mm
External Dimensions	400x300x362 (h) mm
Internal Dimensions	373x270x350 (h) mm



KX 998

Feature	Bottle Crate with Dividers (20 pcs)
Weight (gr)	2020 ±3%
Max. Bottle Diameter/Bottle Size	70mm/265mm
External Dimensions	428x350x287 (h) mm
Internal Dimensions	400x322x287 (h) mm



15 LT Bottle Plastic Basket-A

Feature	Bottle Crate with Dividers (15 lt)
Weight (gr)	1160 ±3%
Max. Bottle Diameter/Bottle Size	254mm/495mm
External Dimensions	0x275x540 (h) mm
Internal Dimensions	0x259x505 (h) mm

15 LT Bottle Plastic Basket-B


Feature	Bottle Crate with Dividers (15 lt)
Weight (gr)	1185 ±3%
Max. Bottle Diameter/Bottle Size	245mm/492mm
External Dimensions	0x265x522 (h) mm
Internal Dimensions	0x250x497 (h) mm



15 LT Bottle Plastic Basket

Feature	Bottle Crate with Dividers (15 lt)
Weight (gr)	930 ±3%
Max. Bottle Diameter/Bottle Size	239mm/375mm
External Dimensions	0x272x431 (h) mm
Internal Dimensions	0x259x420 (h) mm

INDUSTRIAL CRATES





KN 1322

Feature	Standard
Weight (gr)	2000 ±3%
External Dimensions	996x296x213 (h) mm
Internal Dimensions	962x262x211 (h) mm

KN 4312

Feature	Standard
Weight (gr)	830 ±3%
External Dimensions	397x297x114,5 (h) mm
Internal Dimensions	368x269x111,5 (h) mm



KN 4322

Feature	Standard
Weight (gr)	1340 ±3%
External Dimensions	395x295x213,5 (h) mm
Internal Dimensions	359x261x210 (h) mm

KN 6422

Feature	Standard
Weight (gr)	2230 ±3%
External Dimensions	594,5x396x213 (h) mm
Internal Dimensions	562x363,5x209 (h) mm



KN 6432

Feature	Standard
Weight (gr)	2720 ±3%
External Dimensions	595x395x313 (h) mm
Internal Dimensions	558x358x310 (h) mm



KT 2111

Feature	Standard
Weight (gr)	280 ±3%
External Dimensions	199x148x118 (h) mm
Internal Dimensions	156x107x114 (h) mm

KT 3211

Feature	Standard
Weight (gr)	400 ±3%
External Dimensions	299x199x118 (h) mm
Internal Dimensions	255x155x115 (h) mm



KT 4111

Feature	Standard
Weight (gr)	2850 ±3%
External Dimensions	1200x400x119 (h) mm
Internal Dimensions	1157x358x108 (h) mm

KT 4116

Feature	Standard
Weight (gr)	3480 ±3%
External Dimensions	1200x400x171 (h) mm
Internal Dimensions	1154x354x158 (h) mm



KT 4122

Feature	Standard
Weight (gr)	3840 ±3%
External Dimensions	1200x400x230 (h) mm
Internal Dimensions	1154x350x215 (h) mm



KT 4133

Feature	Standard
Weight (gr)	5200 ±3%
External Dimensions	1200x400x338 (h) mm
Internal Dimensions	1145x345x324 (h) mm

KT 4144

Feature	Standard
Weight (gr)	6300 ±3%
External Dimensions	1200x400x445 (h) mm
Internal Dimensions	1154x350x430 (h) mm



KT 4311

Feature	Standard
Weight (gr)	740 ±3%
External Dimensions	400x300x118 (h) mm
Internal Dimensions	355x255x115 (h) mm

KT 4316

Feature	Standard
Weight (gr)	980 ±3%
External Dimensions	400x300x175 (h) mm
Internal Dimensions	355x255x171 (h) mm



KT 4322

Feature	Standard
Weight (gr)	1200 ±3%
External Dimensions	400x300x230 (h) mm
Internal Dimensions	355x255x228 (h) mm



KT 4322-2

Feature	Standard
Weight (gr)	1980 ±3%
External Dimensions	400x300x230 (h) mm
Internal Dimensions	355x255x228 (h) mm

KT 4611

Feature	Standard
Weight (gr)	1480 ±3%
External Dimensions	600x400x118 (h) mm
Internal Dimensions	555x355x108 (h) mm



KT 4616

Feature	Standard
Weight (gr)	2000 ±3%
External Dimensions	600x400x175 (h) mm
Internal Dimensions	552x352x158 (h) mm

KT 4622

Feature	Standard
Weight (gr)	2280 ±3%
External Dimensions	600x400x230 (h) mm
Internal Dimensions	552x352x215 (h) mm



KT 4628

Feature	Standard
Weight (gr)	2730 ±3%
External Dimensions	598x398x289,5 (h) mm
Internal Dimensions	552x354x277 (h) mm



KT 4633

Feature	Standard
Weight (gr)	2860 ±3%
External Dimensions	600x400x340 (h) mm
Internal Dimensions	552x352x325 (h) mm

KT 4633-2

Feature	Standard
Weight (gr)	2820 ±3%
External Dimensions	600x400x340 (h) mm
Internal Dimensions	552x352x325 (h) mm



KT 4644

Feature	Standard
Weight (gr)	3800 ±3%
External Dimensions	600x400x450 (h) mm
Internal Dimensions	540x340x440 (h) mm

KT 4811

Feature	Standard
Weight (gr)	1930 ±%3
External Dimensions	797x398x119 (h) mm
Internal Dimensions	758x356x109 (h) mm



KT 4816

Feature	Standard
Weight (gr)	2250 ±3%
External Dimensions	800x400x171 (h) mm
Internal Dimensions	752x352x158 (h) mm



KT 4822

Feature	Standard
Weight (gr)	2540 ±3%
External Dimensions	800x400x227 (h) mm
Internal Dimensions	750x350x215 (h) mm

KT 4826

Feature	Standard
Weight (gr)	3150 ±3%
External Dimensions	798x398x265 (h) mm
Internal Dimensions	748x348x250 (h) mm



KT 4828

Feature	Standard
Weight (gr)	3400 ±3%
External Dimensions	798x398x278 (h) mm
Internal Dimensions	748x348x265 (h) mm

KT 4833

Feature	Standard
Weight (gr)	3500 ±3%
External Dimensions	800x400x340 (h) mm
Internal Dimensions	748x348x327 (h) mm



KT 8611

Feature	Standard
Weight (gr)	3250 ±3%
External Dimensions	799x601x119 (h) mm
Internal Dimensions	753x559x107 (h) mm



KT 8616

Feature	Standard
Weight (gr)	3850 ±3%
External Dimensions	798x601x174 (h) mm
Internal Dimensions	750x555x162 (h) mm

KT 8622

Feature	Standard
Weight (gr)	4500 ±3%
External Dimensions	800x600x230 (h) mm
Internal Dimensions	750x555x215 (h) mm



KT 8633

Feature	Standard
Weight (gr)	5550 ±3%
External Dimensions	800x600x340 (h) mm
Internal Dimensions	750x555x325 (h) mm

KT 8638

Feature	Standard
Weight (gr)	5800 ±3%
External Dimensions	800x600x388 (h) mm
Internal Dimensions	748x554x374 (h) mm



KT 8644

Feature	Standard
Weight (gr)	6450 ±3%
External Dimensions	800x600x450 (h) mm
Internal Dimensions	745x552x435 (h) mm



CONICAL CRATES



Conical 4616

Feature	Solid Base / Solid Walls
Weight (gr)	1550 ±3%
External Dimensions	600x400x160 (h) mm
Internal Dimensions	335x463x140 (h) mm

Conical 4616-A

Feature	Perforated Base / Perforated Walls
Weight (gr)	1425 ±3%
External Dimensions	600x400x160 (h) mm
Internal Dimensions	335x463x140 (h) mm



Conical 4626 (With Lid)

Feature	Solid Base / Solid Walls
Weight (gr)	2800 ±3%
External Dimensions	607x407x286 (h) mm
Internal Dimensions	598x398x271(h) mm


Conical 8633

Feature	Solid Base / Solid Walls
Weight (gr)	4700 ±3%
External Dimensions	779x600x325 (h) mm
Internal Dimensions	695x490x295 (h) mm



VDA-KLT INDUSTRIAL

CRATES





R-KLT 3215

Feature	VDA-KLT Industrial Crates
Weight (gr)	570 ±3%
External Dimensions	297x198x147,5 (h) mm
Internal Dimensions	243x162x129,5 (h) mm

R-KLT 4315

Feature	VDA-KLT Industrial Crates
Weight (gr)	1290 ±3%
External Dimensions	396x297x147,5 (h) mm
Internal Dimensions	346x265x109,5 (h) mm



R-KLT 4329

Feature	VDA-KLT Industrial Crates
Weight (gr)	1850 ±3%
External Dimensions	396x297x280 (h) mm
Internal Dimensions	346x265x242 (h) mm

R-KLT 6415

Feature	VDA-KLT Industrial Crates
Weight (gr)	2100 ±3%
External Dimensions	600x400x147 (h) mm
Internal Dimensions	544x364x109,5 (h) mm



R-KLT 6429

Feature	VDA-KLT Industrial Crates
Weight (gr)	2970 ±3%
External Dimensions	594x396x280 (h) mm
Internal Dimensions	544x364x242 (h) mm



RL-KLT 3147

Feature	VDA-KLT Industrial Crates
Weight (gr)	570 ±3%
External Dimensions	297x198x147,5 (h) mm
Internal Dimensions	243x162x129,5 (h) mm

RL-KLT 4147

Feature	VDA-KLT Industrial Crates
Weight (gr)	1080 ±3%
External Dimensions	396x297x147,5 (h) mm
Internal Dimensions	346x265x129,5 (h) mm



RL-KLT 4280

Feature	VDA-KLT Industrial Crates
Weight (gr)	1700 ±3%
External Dimensions	396x297x280 (h) mm
Internal Dimensions	346x260x262 (h) mm

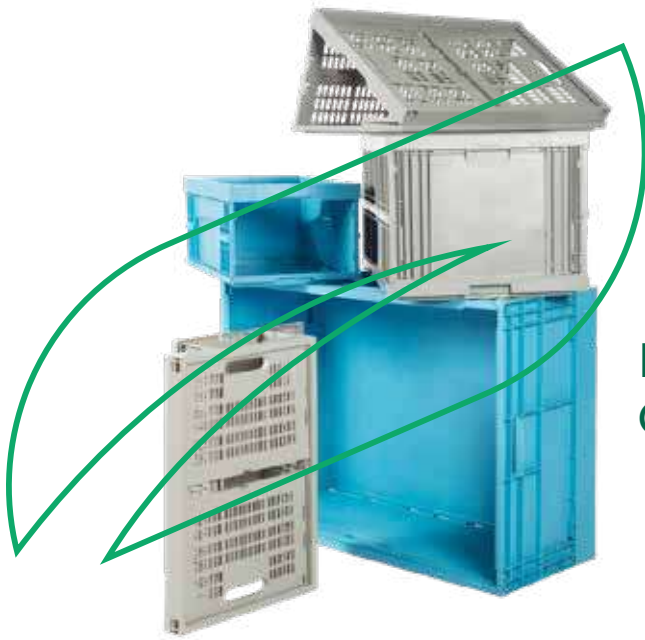
RL-KLT 6147

Feature	VDA-KLT Industrial Crates
Weight (gr)	2100 ±3%
External Dimensions	594x396x147,5 (h) mm
Internal Dimensions	544x359x129,5 (h) mm



RL-KLT 6280

Feature	VDA-KLT Industrial Crates
Weight (gr)	2670 ±3%
External Dimensions	594x396x280 (h) mm
Internal Dimensions	544x359x262 (h) mm



FOLDABLE CRATES



C-4322

Feature	Solid Base / Solid Walls
Weight (gr)	1340 ±3%
External Dimensions	400x296x229,5 (h) mm
Internal Dimensions	355x255x226 (h) mm

C-4633

Feature	Solid Base / Solid Walls
Weight (gr)	3150 ±3%
External Dimensions	604x398x340 (h) mm
Internal Dimensions	562x364x326 (h) mm





C-8627

Feature	Solid Base / Solid Walls
Weight (gr)	4750 ±3%
External Dimensions	800x600x270 (h) mm
Internal Dimensions	762x564x259 (h) mm

C-8634

Feature	Solid Base / Solid Walls
Weight (gr)	4850 ±3%
External Dimensions	810x600x340 (h) mm
Internal Dimensions	760x565x325 (h) mm



Foldable Crate 42 It

Feature	Perforated Base / Perforated Walls
Weight (gr)	1250 ±3%
External Dimensions	528x358x267 (h) mm
Internal Dimensions	496x327x258 (h) mm

Foldable Crate 60 It

Feature	Perforated Base / Perforated Walls
Weight (gr)	1480 ±3%
External Dimensions	578x384x296 (h) mm
Internal Dimensions	546x354x288 (h) mm



DANGEROUS GOODS TRANSPORTATION



Dangerous Goods Transportation Crate

Feature	Solid Base / Solid Walls
Weight (gr)	2091 ±3%
External Dimensions	465x378x142 (h) mm
Internal Dimensions	420x333x124 (h) mm

E-COMMERCE CRATES



KE 971

Feature	Perforated Base / Perforated Walls
Weight (gr)	3150 ±3%
External Dimensions	600x400x330 (h) mm
Internal Dimensions	576x376x290 (h) mm

KE 5333

Feature	Solid Base / Solid Walls
Weight (gr)	1730 ±3%
External Dimensions	500x294x330 (h) mm
Internal Dimensions	480x273x325(h) mm



CRATE LIDS



40x30 Lid

Weight (gr)	240 ±3%
External Dimensions	400x300x24 (h) mm

40x60 Lid

Weight (gr)	650 ±3%
External Dimensions	600x400x35 (h) mm




80x60 Lid

Weight (gr)	1540 ±3%
External Dimensions	800x600x31 (h) mm

PALLETS





GENERAL PURPOSE PLASTIC PALLET



80x120 Etap Pallet Perforated

Feature	3 Skids
Perforated/Solid	Perforated
Dimensions	800x1200x145 (h) mm
Weight (kg)	11.60 ±3%
Dynamic Capacity (kg)	1000
Static Capacity (kg)	4300
Shelf Capacity (kg)	300

80x120 Etap Pallet Solid

Feature	3 Skids
Perforated/Solid	Solid
Dimensions	800x1200x145 (h) mm
Weight (kg)	11.00 ±3%
Dynamic Capacity (kg)	1000
Static Capacity (kg)	3000
Shelf Capacity (kg)	300



80x120 PS

Feature	2 Skids
Perforated/Solid	Solid
Dimensions	800x1200x145 (h) mm
Weight (kg)	10.00 ±3%
Dynamic Capacity (kg)	1000
Static Capacity (kg)	3000
Shelf Capacity (kg)	600



80x120 PJ

Feature	9 Feet
Perforated/Solid	Solid
Dimensions	800x1200x140 (h) mm
Weight (kg)	12.50 ±3%
Dynamic Capacity (kg)	1000
Static Capacity (kg)	4000
Shelf Capacity (kg)	400

80x120 WJ

Feature	9 Feet
Perforated/Solid	Perforated
Dimensions	800x1200x140 (h) mm
Weight (kg)	12.00 ±3%
Dynamic Capacity (kg)	1000
Static Capacity (kg)	4000
Shelf Capacity (kg)	400



100x120 PS

Feature	2 Skids
Perforated/Solid	Solid
Dimensions	1000x1200x145 (h) mm
Weight (kg)	12.00 ±3%
Dynamic Capacity (kg)	1000
Static Capacity (kg)	3000
Shelf Capacity (kg)	600


100x120 PJ

Feature	9 Feet
Perforated/Solid	Solid
Dimensions	1000x1200x140 (h) mm
Weight (kg)	15.00 ±3%
Dynamic Capacity (kg)	1000
Static Capacity (kg)	4000
Shelf Capacity (kg)	400



100x120 WJ

Feature	9 Feet
Perforated/Solid	Perforated
Dimensions	1000x1200x140 (h) mm
Weight (kg)	14.00 ±3%
Dynamic Capacity (kg)	1000
Static Capacity (kg)	4000
Shelf Capacity (kg)	400



ONE WAY

PLASTIC PALETS



80x120 XE

Feature	Light One-Way / Nestable
Perforated/Solid	Perforated
Dimensions	800x1200x130 (h) mm
Weight (kg)	4.00 ±3%
Dynamic Capacity (kg)	400
Static Capacity (kg)	1500
Shelf Capacity (kg)	X


80x120 XE-P

Feature	Light One-Way / Nestable
Perforated/Solid	Solid
Dimensions	800x1200x130 (h) mm
Weight (kg)	5.20 ±3%
Dynamic Capacity (kg)	400
Static Capacity (kg)	1500
Shelf Capacity (kg)	X



80x120 XW

Feature	One-Way / Nestable
Perforated/Solid	Perforated
Dimensions	800x1200x130 (h) mm
Weight (kg)	4.80 ±3%
Dynamic Capacity (kg)	700
Static Capacity (kg)	2000
Shelf Capacity (kg)	X



80x120 XW-P

Feature	One-Way / Nestable
Perforated/Solid	Solid
Dimensions	800x1200x130 (h) mm
Weight (kg)	6.00 ±3%
Dynamic Capacity (kg)	700
Static Capacity (kg)	2000
Shelf Capacity (kg)	X



100x120 XE

Feature	Light One-Way / Nestable
Perforated/Solid	Perforated
Dimensions	1000x1200x130 (h) mm
Weight (kg)	4.70 ±3%
Dynamic Capacity (kg)	400
Static Capacity (kg)	1500
Shelf Capacity (kg)	X





100x120 XE-P

Feature	Light One-Way / Nestable
Perforated/Solid	Solid
Dimensions	1000x1200x130 (h) mm
Weight (kg)	6.20 ±3%
Dynamic Capacity (kg)	400
Static Capacity (kg)	1500
Shelf Capacity (kg)	X

100x120 XW

Feature	One-Way / Nestable
Perforated/Solid	Perforated
Dimensions	1000x1200x130 (h) mm
Weight (kg)	5.20 ±3%
Dynamic Capacity (kg)	700
Static Capacity (kg)	2000
Shelf Capacity (kg)	X



100x120 XW-P

Feature	One-Way
Perforated/Solid	Solid
Dimensions	1000x1200x130 (h) mm
Weight (kg)	6,70 ±%3
Dynamic Capacity (kg)	700
Static Capacity (kg)	2000
Shelf Capacity (kg)	X

One-Way Feet Connection Skid

Feature	2 Feet
Perforated/Solid	-
Dimensions	90x1200x37 (h) mm
Weight (kg)	0.60 ±3%
Dynamic Capacity (kg)	800
Static Capacity (kg)	2000
Shelf Capacity (kg)	250




One-Way Feet Connection Skid

Feature	3 Feet
Perforated/Solid	-
Dimensions	90x1200x37 (h) mm
Weight (kg)	0.60 ±3%
Dynamic Capacity (kg)	800
Static Capacity (kg)	2000
Shelf Capacity (kg)	400

PLASTIC RACK

PALLETS





80x120 - MP

Feature	2 Skids
Perforated/Solid	Solid
Dimensions	800x1200x150 (h) mm
Weight (kg)	14.00 ±3%
Dynamic Capacity (kg)	1000
Static Capacity (kg)	4000
Shelf Capacity (kg)	750

80x120 - MW

Feature	2 Skids
Perforated/Solid	Perforated
Dimensions	800x1200x150 (h) mm
Weight (kg)	13.50 ±3%
Dynamic Capacity (kg)	1000
Static Capacity (kg)	4000
Shelf Capacity (kg)	750



80x120 - MP-P

Feature	With Profile Space / 3 Skids
Perforated/Solid	Solid
Dimensions	800x1200x150 (h) mm
Weight (kg)	15.00 ±3%
Dynamic Capacity (kg)	1500
Static Capacity (kg)	5000
Shelf Capacity (kg)	1000

80x120 - MW-P

Feature	With Profile Space / 3 Skids
Perforated/Solid	Perforated
Dimensions	800x1200x150 (h) mm
Weight (kg)	14.40 ±3%
Dynamic Capacity (kg)	1500
Static Capacity (kg)	5000
Shelf Capacity (kg)	1000



80x120 - MP-M

Feature	Metal Profile Reinforced / 3 Skids
Perforated/Solid	Solid
Dimensions	800x1200x150 (h) mm
Weight (kg)	20.50 ±3%
Dynamic Capacity (kg)	2250
Static Capacity (kg)	5000
Shelf Capacity (kg)	1800

80x120 - MW-M



Feature	Metal Profile Reinforced / 3 Skids
Perforated/Solid	Perforated
Dimensions	800x1200x150 (h) mm
Weight (kg)	20.00 ±3%
Dynamic Capacity (kg)	2250
Static Capacity (kg)	5000
Shelf Capacity (kg)	1800

100x120 - MP-P

Feature	With Profile Space / 3 Skids
Perforated/Solid	Solid
Dimensions	100x1200x155 (h) mm
Weight (kg)	18.00 ±3%
Dynamic Capacity (kg)	1500
Static Capacity (kg)	5000
Shelf Capacity (kg)	1000



100x120 - MW-P



Feature	With Profile Space / 3 Skids
Perforated/Solid	Perforated
Dimensions	100x1200x155 (h) mm
Weight (kg)	17.00 ±3%
Dynamic Capacity (kg)	1500
Static Capacity (kg)	5000
Shelf Capacity (kg)	1000

100x120 - MP-M

Feature	Metal Profile Reinforced / 3 Skids
Perforated/Solid	Solid
Dimensions	1000x1200x155 (h) mm
Weight (kg)	23.00 ±3%
Dynamic Capacity (kg)	2250
Static Capacity (kg)	5000
Shelf Capacity (kg)	1800



100x120 - MW-M



Feature	Metal Profile Reinforced / 3 Skids
Perforated/Solid	Perforated
Dimensions	1000x1200x155 (h) mm
Weight (kg)	22.00 ±3%
Dynamic Capacity (kg)	2250
Static Capacity (kg)	5000
Shelf Capacity (kg)	1800



100x120 - MP-P 5S

Feature	With Profile Space / 5 Skids
Perforated/Solid	Solid
Dimensions	1000x1200x155 (h) mm
Weight (kg)	19.50 ±3%
Dynamic Capacity (kg)	1500
Static Capacity (kg)	5000
Shelf Capacity (kg)	1000

100x120 - MW-P 5S

Feature	With Profile Space / 5 Skids
Perforated/Solid	Perforated
Dimensions	1000x1200x155 (h) mm
Weight (kg)	18.50 ±3%
Dynamic Capacity (kg)	1500
Static Capacity (kg)	5000
Shelf Capacity (kg)	1000



100x120 MP-M 5S

Feature	Metal Profile Reinforced / 5 Skids
Perforated/Solid	Solid
Dimensions	1000x1200x155 (h) mm
Weight (kg)	24.50 ±3%
Dynamic Capacity (kg)	2250
Static Capacity (kg)	5000
Shelf Capacity (kg)	1800



100x120 MW-M 5S

Feature	Metal Profile Reinforced / 5 Skids
Perforated/Solid	Perforated
Dimensions	1000x1200x155 (h) mm
Weight (kg)	23.50 ±3%
Dynamic Capacity (kg)	2250
Static Capacity (kg)	5000
Shelf Capacity (kg)	1800



PLASTIC REEL CARRYING PALLETS





80X120 MR-P

Feature	Suitable For Carrying Coils
Perforated/Solid	Perforated
Dimensions	800x1200x150 (h) mm
Weight (kg)	15.25 ±3%
Dynamic Capacity (kg)	1500
Static Capacity (kg)	5000
Shelf Capacity (kg)	1000

Plug-in Wedge

Feature	Red
Perforated/Solid	
Dimensions	60 x 400 (h) mm
Weight (kg)	0.400 ±3%
Dynamic Capacity (kg)	
Static Capacity (kg)	
Shelf Capacity (kg)	



Non-Slip Wedge

Feature	Black Rubber
Perforated/Solid	
Dimensions	220 x 220 (h) mm
Weight (kg)	0.600 ±3%
Dynamic Capacity (kg)	
Static Capacity (kg)	
Shelf Capacity (kg)	

HYGIENIC PALLETS



80x120 HG 9F

Feature	Full Hygienic
Perforated/Solid	Solid
Dimensions	800x1200x130 (h) mm
Weight (kg)	13.50 ±3%
Dynamic Capacity (kg)	1250
Static Capacity (kg)	5000
Shelf Capacity (kg)	-

100x120 HG 9F

Feature	Full Hygienic
Perforated/Solid	Solid
Dimensions	1000x1200x130 (h) mm
Weight (kg)	15.50 ±3%
Dynamic Capacity (kg)	1250
Static Capacity (kg)	5000
Shelf Capacity (kg)	-



80X120 HG 3S

Feature	Full Hygienic
Perforated/Solid	Solid
Dimensions	800x1200x150 (h) mm
Weight (kg)	19.50 ±3%
Dynamic Capacity (kg)	1500
Static Capacity (kg)	5000
Shelf Capacity (kg)	800

100X120 HG 3S

Feature	Full Hygienic
Perforated/Solid	Solid
Dimensions	1000x1200x150 (h) mm
Weight (kg)	23.50 ±3%
Dynamic Capacity (kg)	1500
Static Capacity (kg)	5000
Shelf Capacity (kg)	1000



BASE & LIDS



Base & Lid 80x120

Feature	
Perforated/Solid	Solid
Dimensions	800x1200x150 (h) mm
Weight (kg)	12.40 ±3%
Dynamic Capacity (kg)	
Static Capacity (kg)	
Shelf Capacity (kg)	

Base & Lid 100x120

Feature	
Perforated/Solid	Solid
Dimensions	1000x1200x150 (h) mm
Weight (kg)	12.70 ±3%
Dynamic Capacity (kg)	
Static Capacity (kg)	
Shelf Capacity (kg)	



PALET LIDS



80x120 A1 Lid

Weight (gr)	5000 ±3%
Dimensions	810x1210x60 (h) mm

80x120 B Lid

Weight (gr)	5000 ±3%
Dimensions	805x1180x60 (h) mm



100x120 Lid


Weight (gr)	6950 ±3%
Dimensions	1002x1200x68 (h) mm



LARGE SIZE CON- TAINERS

STANDARD

BIG BOX





ED-KON 1210-58 P

Feature	Perforated Base / Perforated Walls 4 Feet
External Dimensions	1000X1200X580 (h) mm
Internal Dimensions	920x1120x430 (h) mm
Weight (kg)	28.00 ±3%
Volume (lt)	450 lt
Dynamic Capacity (kg)	700 kg
Static Capacity (kg)	4000 kg

ED-KON 1210-76 P

Feature	Perforated Base / Perforated Walls 4 Feet
External Dimensions	1000x1200x760 (h) mm
Internal Dimensions	920x1120x610 (h) mm
Weight (kg)	34.00 ±3%
Volume (lt)	625 lt
Dynamic Capacity (kg)	700 kg
Static Capacity (kg)	4000 kg



ED-KON 1210-85 P

Feature	Perforated Base / Perforated Walls 4 Feet
External Dimensions	1000x1200x850 (h) mm
Internal Dimensions	920x1120x850 (h) mm
Weight (kg)	36.00 ±3%
Volume (lt)	720 lt
Dynamic Capacity (kg)	700 kg
Static Capacity (kg)	4000 kg

ED-KON 1210-58 C

Feature	Solid Base / Solid Walls 4 Feet
External Dimensions	1000X1200X580 (h) mm
Internal Dimensions	920x1120x430 (h) mm
Weight (kg)	29.50 ±3%
Volume (lt)	450 lt
Dynamic Capacity (kg)	700 kg
Static Capacity (kg)	4000 kg



ED-KON 1210-76 C

Feature	Solid Base / Solid Walls 4 Feet
External Dimensions	1000x1200x760 (h) mm
Internal Dimensions	920x1120x610 (h) mm
Weight (kg)	36.00 ±3%
Volume (lt)	625 lt
Dynamic Capacity (kg)	700 kg
Static Capacity (kg)	4000 kg



ED-KON 1210-85 C

Feature	Solid Base / Solid Walls 4 Feet
External Dimensions	1000x1200x850 (h) mm
Internal Dimensions	920x1120x850 (h) mm
Weight (kg)	38.00 ±3%
Volume (lt)	720 lt
Dynamic Capacity (kg)	700 kg
Static Capacity (kg)	4000 kg

ED-KON 2000 P

Feature	Perforated Base / Perforated Walls
External Dimensions	640x1000x550 (h) mm
Internal Dimensions	590x930x395 (h) mm
Weight (kg)	9.50 ±3%
Volume (lt)	200 lt
Dynamic Capacity (kg)	300 kg
Static Capacity (kg)	1800 kg



ED-KON 2000 C

Feature	Solid Base / Solid Walls
External Dimensions	640x1000x550 (h) mm
Internal Dimensions	590x930x395 (h) mm
Weight (kg)	10.00 ±3%
Volume (lt)	200 lt
Dynamic Capacity (kg)	300 kg
Static Capacity (kg)	1800 kg

ED-KON 2700 P

Feature	Perforated Base / Perforated Walls
External Dimensions	640x1000x670 (h) mm
Internal Dimensions	590x930x515 (h) mm
Weight (kg)	11.50 ±3%
Volume (lt)	270 lt
Dynamic Capacity (kg)	300 kg
Static Capacity (kg)	1800 kg



ED-KON 2700 C

Feature	Solid Base / Solid Walls
External Dimensions	640x1000x670 (h) mm
Internal Dimensions	590x930x515 (h) mm
Weight (kg)	12.00 ±3%
Volume (lt)	270 lt
Dynamic Capacity (kg)	300 kg
Static Capacity (kg)	1800 kg

FOLDABLE CONTAINERS

Foldable Containers 1210 C

Feature	Solid Base / Solid Walls 4 Feet
External Dimensions	1000x1200x800 (h) mm
Internal Dimensions	920x1120x650 (h) mm
Weight (kg)	42.00 ±3%
Volume (lt)	670 lt
Dynamic Capacity (kg)	500 kg
Static Capacity (kg)	5000 kg



Foldable Containers 1210 P

Feature	Solid Base / Perforated Walls 4 Feet
External Dimensions	1000x1200x800 (h) mm
Internal Dimensions	920x1120x650 (h) mm
Weight (kg)	41.00 ±3%
Volume (lt)	670 lt
Dynamic Capacity (kg)	500 kg
Static Capacity (kg)	5000 kg

Foldable Containers 1212 C

Feature	Solid Base / Solid Walls 4 Feet
External Dimensions	1200x1200x800 (h) mm
Internal Dimensions	1120x1120x650 (h) mm
Weight (kg)	45.00 ±3%
Volume (lt)	820 lt
Dynamic Capacity (kg)	500 kg
Static Capacity (kg)	5000 kg



Foldable Containers 1212 P

Feature	Solid Base / Perforated Walls 4 Feet
External Dimensions	1200x1200x800 (h) mm
Internal Dimensions	1120x1120x650 (h) mm
Weight (kg)	44.00 ±3%
Volume (lt)	820 lt
Dynamic Capacity (kg)	500 kg
Static Capacity (kg)	5000 kg



Hercules 80x120 - 95

Feature	Solid Base / Solid Walls
External Dimensions	800x1200x950 (h) mm
Weight (kg)	43,00 ±%3
Options	4 Feet
	2 Skid
	2 Skid + 2 Feed
	3 Skid

Hercules 80x120 - 80

Feature	Solid Base / Solid Walls
External Dimensions	800x1200x800 (h) mm
Weight (kg)	38.00 ±%3
Options	4 Feet
	2 Skid
	2 Skid + 2 Feed
	3 Skid



Hercules 100x120 - 97

Feature	Solid Base / Solid Walls
External Dimensions	1000x1200x975 (h) mm
Weight (kg)	53.00 ±%3
Seenekler	4 Feet
	2 Skid
	2 Skid + 2 Feed
	3 Skid

Hercules 100x120 - 80

Feature	Solid Base / Solid Walls
External Dimensions	1000x1200x805 (h) mm
Weight (kg)	46.00 ±%3
Seenekler	4 Feet
	2 Skid
	2 Skid + 2 Feed
	3 Skid



CONTAINER LIDS

80x120 A2 Lid

Weight (gr)	5500 ±3%
External Dimensions	810x1210x68 (h) mm



100x120 Lid

Weight (gr)	6950 ±3%
External Dimensions	1002x1200x68 (h) mm



SUS- TAIN- ABILITY



**As We Get Greener,
We Reshape The Future
Together**



2023 was a year in which Özgörkey Holding and Etap Plastik took major steps towards sustainability. Our transformation was the starting point of a major change that reached our corporate identity when we became one of the signatories of the United Nations Global Climate Compact.

At this stage, we have reached the point where we have published the first sustainability report as Özgörkey Holding and its companies.



Scan the QR code to view
our 2023 Sustainability Report
and learn more about our sustainability efforts.



etapplastik.com.tr